

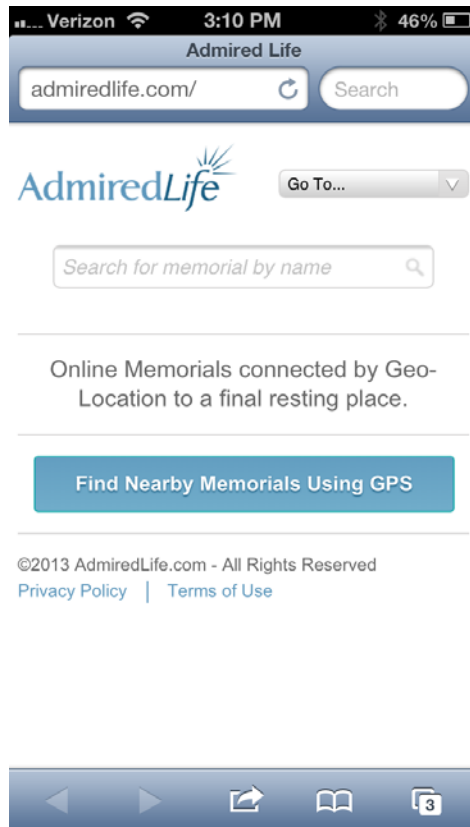


How to Set a Shortcut to AdmiredLife on Your Smartphone Screen

iPhone

It's easy to add the AdmiredLife.com website shortcut to the iPhone home screen right next to your favorite apps. Most website shortcuts look just like an app on the iPhone, so the shortcuts won't look out-of-place.

Step 1: Open up **Safari** and head to **www.admiredlife.com**



Step 2. Once you are there tap on **Share** at the bottom of the screen.

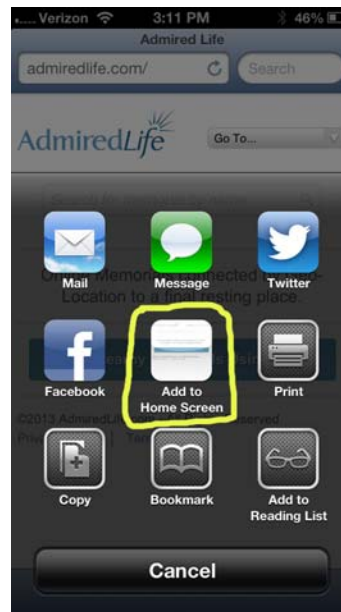


Share Button

Step 3. Next the iPhone will show these options. Tap **Add to Home Screen**

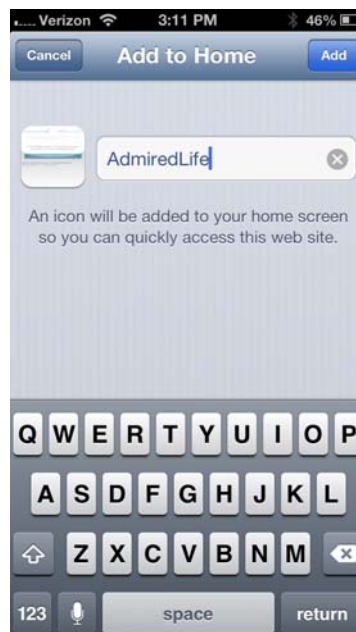


iOS 5 or Below



iOS 6 +

Step 4. You can then change the name of the icon to what you would like it to display as and press **Add** in the top right corner.



Step 5. After you tap “Add to Home Screen” the iPhone will create a shortcut on the iPhone's Home Screen.



Note: For phones used in the field to set the GPS location of memorials, we suggest you create an additional shortcut for the SETGPS address:

www.admiredlife.com/setgps